


Broward Barometer of Drug Abuse Indicators Summer 2008



The chart below summarizes the severity and trends for indicators of drug use and abuse in Broward County, Florida. The Severity Index is based on the number of drug-related deaths, emergency department reports, treatment admissions, and crime lab cases. Consumption Rates of use are based on 3 surveys among different local populations. Trends monitor change over 2 years. Summary Pages are provided for each of the 7 substances followed by the Data Sources.



Intensity



Change


High

Low


Severity Rank	Substance	Consumption 2 Year Trend	Consequences 2 Year Trend
1.	Cocaine	Stable	Rising
2.	Rx Opioids	Falling	Rising
3.	Rx Benzodiazepines	Falling	Rising
4.	Marijuana	Falling	Stable
5.	Heroin	Falling	Falling
6.	MDMA ("Ecstasy")	Rising	Rising
7.	Methamphetamine	Falling	Stable

United Way of Broward County Commission On Substance Abuse
Center for Study and Prevention of Substance Abuse, Nova Southeastern University
Funded by the Byrne/JAG Grant Administered by Florida Department of Law Enforcement

Cocaine



**Broward Barometer of
Drug Abuse Indicators
Summer 2008**



Intensity

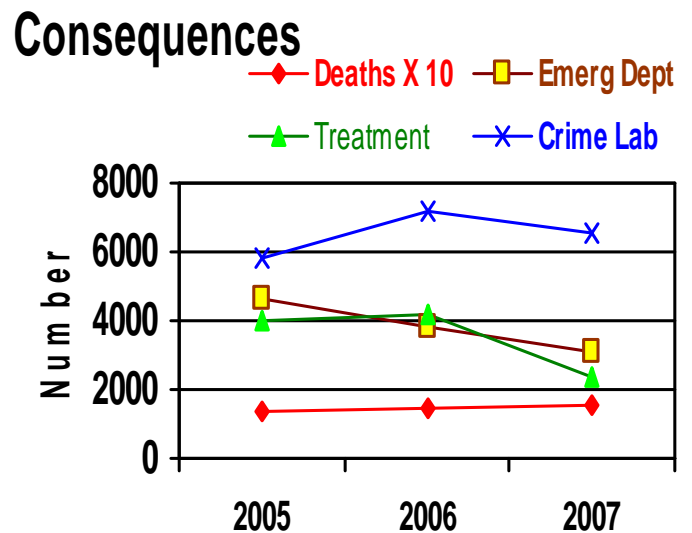
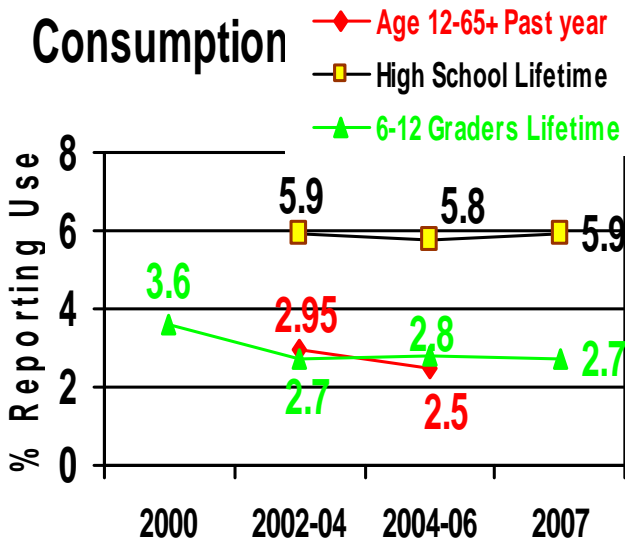


Change


<u>Consumption</u>	<u>Rank*</u>	<u>Rising Stable Falling</u>
<u>% Reporting Use</u>	<u>% Brw FL USA</u>	<u>Two-Year Trend</u>
<i>Broward Residents Ages 12-65+</i>		
<i>Any Past Year Use (2004-06)¹</i>	2.5 % #2 #1 #3	Falling 14 %
<i>(* In the example above, Broward's rate was second to that for Florida but above the #3 national rate.)</i>		
<i>Broward High School Students</i>		
<i>Any Lifetime Use (2007)²</i>	5.9 % #3 #1 #2	Stable
<i>Broward Middle & High School Students</i>		
<i>Any Lifetime Use (2006)³</i>	2.7 % #2 #1	Stable

<u>Consequences</u>	<u>#</u>	<u>Rank*</u>	<u>Two-Year Trend</u>
Related Deaths – 2007	157	# 3	Rising 15 %
Emergency Dept Reports 2007	3,109	# 1	Not Comparable
Treatment Admits 1h'07x2	2,374	# 1	Not Comparable
Crime Lab Cases 2007	6,539	# 1	Rising 15 %


* Rank among 7 drugs
(Excluding Alcohol)



Rx Pain Opioids



**Broward Barometer of
Drug Abuse Indicators
Summer 2008**



Intensity



Change

Consumption

Rank

Rising Stable Falling

% Reporting Use

%

Brw FL USA

Two-Year Trend

2004 vs. 2006

Broward Residents Ages 12-65+

Any Past Year Use (2004-06)¹ 3.8 % # 3 # 1 # 2

Falling 14 %

Broward High School Students

Any Lifetime Use (2006)² FYSAS 5.2 % # 2 # 1

Falling 35 %

Broward Middle & High School Students

Any Lifetime Use (2006)³ FYSAS 4.7 % # 2 # 1

Falling 29 %

Consequences

#

Rank*

Two-Year Trend

Related Deaths – 2007 278 # 1

Rising 14 %

Emergency Dept Reports 2007 1,943 # 2

Not Comparable

Treatment Admits 1h'07x2 950 # 4

Not Comparable

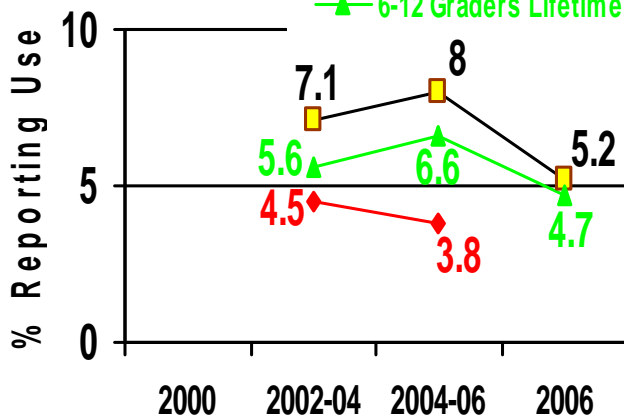
Crime Lab Cases 2007 426 # 3

Rising 6 %

* Rank among 7 drugs
(Excluding Alcohol)

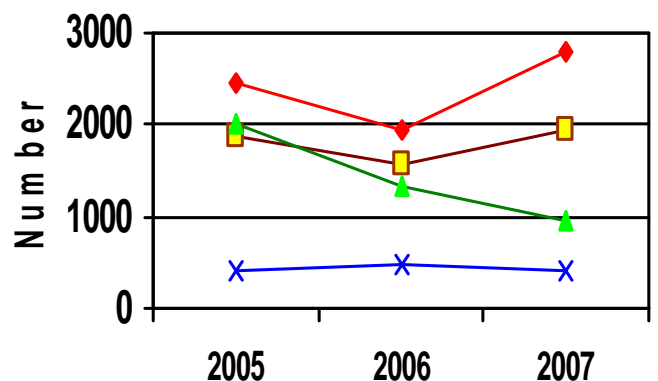
Consumption

◆ Age 12-65+ Past year
■ High School Lifetime
▲ 6-12 Graders Lifetime




Consequences


◆ Deaths X 10
■ Emerg Dept
▲ Treatment
× Crime Lab



Rx Benzodiazepines



**Broward Barometer of Drug Abuse Indicators
Summer 2008**



Intensity

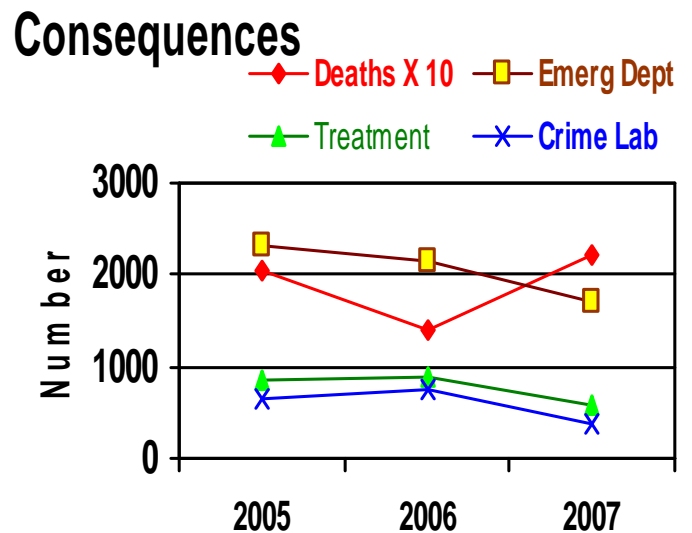
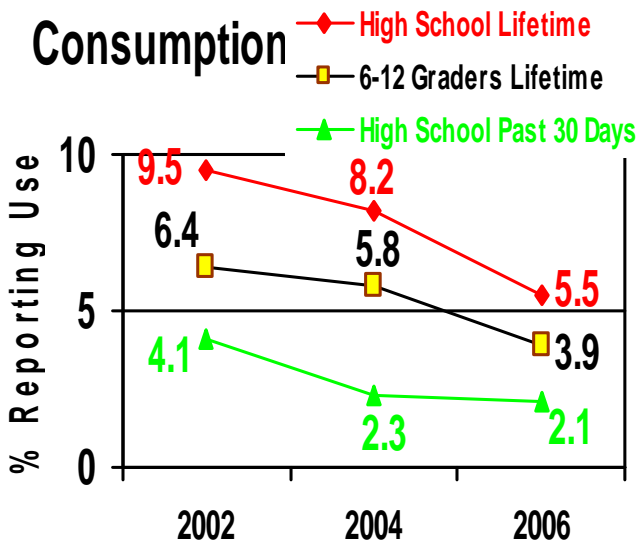


Change


<u>Consumption</u>	<u>Rank</u>	Rising	Stable	Falling
<u>% Reporting Use</u>	<u>%</u>	<u>Brw</u>	<u>FL</u>	<u>USA</u>
<u>Two-Year Trend</u> 2004 vs. 2006				
<i>Broward High School Students</i>				
<i>Any Lifetime Use (2006)³ FYSAS</i>	5.5 %	# 2	# 1	Falling 33 %
<i>Broward Middle & High School Students</i>				
<i>Any Lifetime Use (2006)³ FYSAS</i>	3.9 %	# 2	# 1	Falling 33 %
<i>Broward High School Students</i>				
<i>Use Past 30 Days (2006)³ FYSAS</i>	2.1 %	# 2	# 1	Stable

<u>Consequences</u>	<u>#</u>	<u>Rank*</u>	<u>Two-Year Trend</u>
Related Deaths – 2007	222	# 2	Rising 9 %
Emergency Dept Reports 2007	1,693	# 3	Not Comparable
Treatment Admits 1h'07x2	572	# 4	Not Comparable
Crime Lab Cases 2007	386	# 4	Falling 68 %

* Rank among 7 drugs
(Excluding Alcohol)



Marijuana



**Broward Barometer of Drug Abuse Indicators
Summer 2008**



Intensity

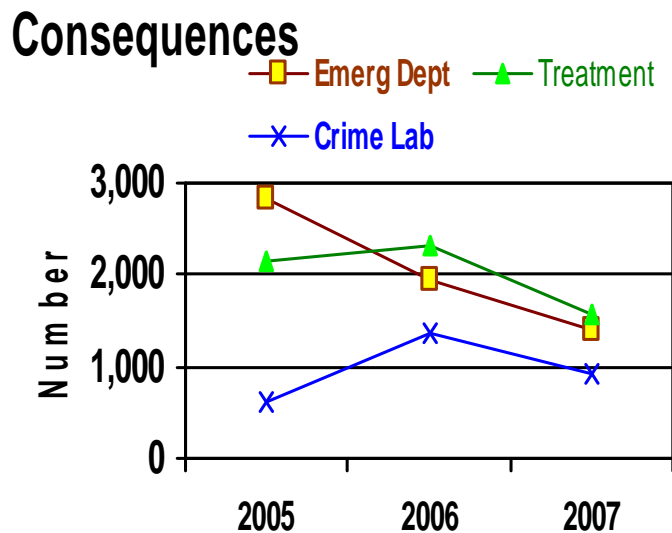
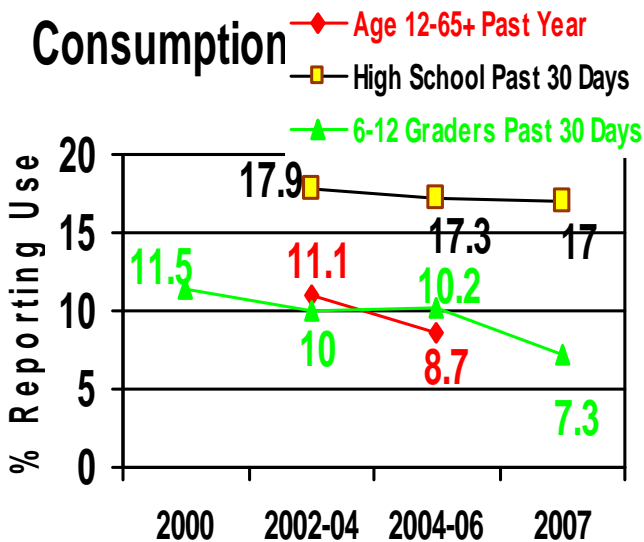


Change


<u>Consumption</u>	<u>Rank</u>	<u>Rising Stable Falling</u>
<u>% Reporting Use</u>	<u>Brw FL USA</u>	<u>Two-Year Trend</u>
<i>Broward Residents Ages 12-65+</i>		
<i>Any Past Year Use (2004-06)¹</i>	8.7 % # 3 # 2 # 1	Falling 22 %
<i>Broward High School Students</i>		
<i>Use Past 30 Days (2007)²</i>	17 % # 3 # 2 # 1	Stable
<i>Broward Middle & High School Students</i>		
<i>Use Past 30 Days (2006)³</i>	7.3 % # 2 # 1	Falling 28 %

<u>Consequences</u>	<u>#</u>	<u>Rank*</u>	<u>Two-Year Trend</u>
Emergency Dept Reports 2007	1,369	# 4	Not Comparable
Treatment Admits 1h'07x2	1,558	# 2	Not Comparable
Crime Lab Cases 2007	909	# 2	Rising 49 %

* Rank among 7 drugs
(Excluding Alcohol)



Heroin



**Broward Barometer of Drug Abuse Indicators
Summer 2008**



Intensity

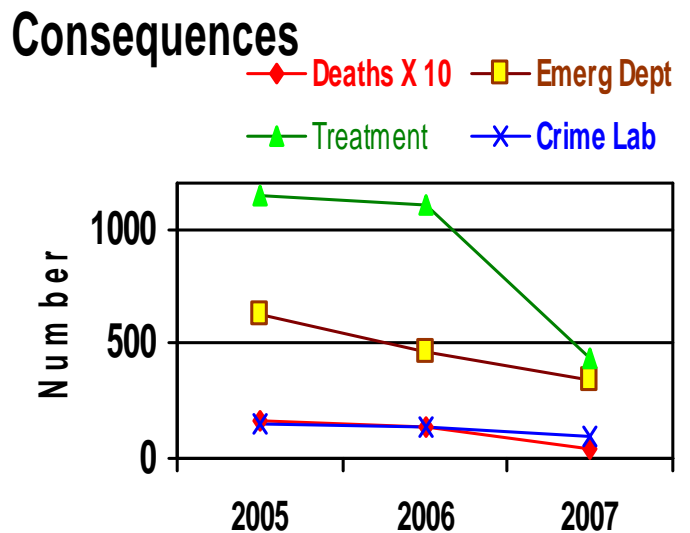
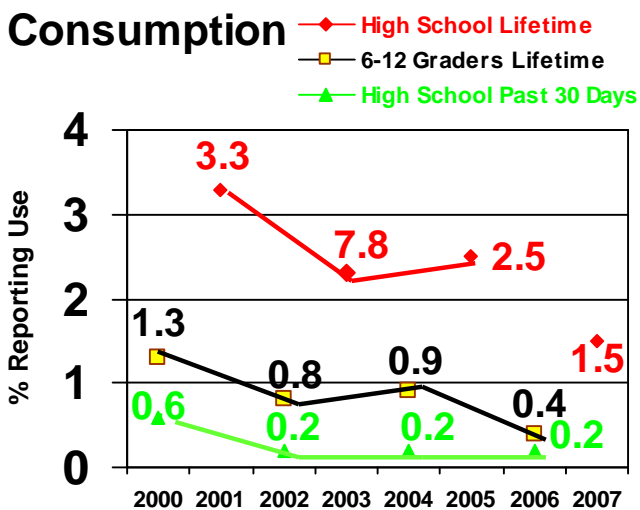


Change


<u>Consumption</u>	<u>Rank</u>	<u>Rising Stable Falling</u>
<u>% Reporting Use</u>	<u>% Brw FL USA</u>	<u>Two-Year Trend</u>
<i>Broward High School Students</i>		
<i>Any Lifetime Use (2007)²</i>	1.5 % # 3 # 1 # 2	Falling 40 %
<i>Broward Middle & High School Students</i>		
<i>Any Lifetime Use (2006)³ FYSAS</i>	0.4 % # 2 # 1	Falling 55 %
<i>Broward High School Students</i>		
<i>Use Past 30 Days (2006)³ FYSAS</i>	0.2 % # 2 # 1	Stable

<u>Consequences</u>	<u>#</u>	<u>Rank*</u>	<u>Two-Year Trend</u>
Related Deaths – 2007	4	# 4	Falling 76 %
Emergency Dept Reports 2007	343	# 5	Not Comparable
Treatment Admits 1h'07x2	440	# 5	Not Comparable
Crime Lab Cases 2007	100	# 7	Falling 31 %

* Rank among 7 drugs
(Excluding Alcohol)



MDMA (“Ecstasy”)



Broward Barometer of Drug Abuse Indicators Summer 2008



Intensity

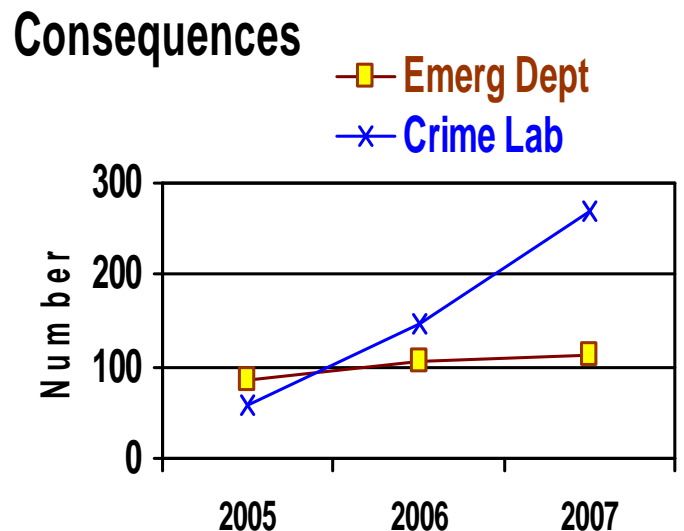
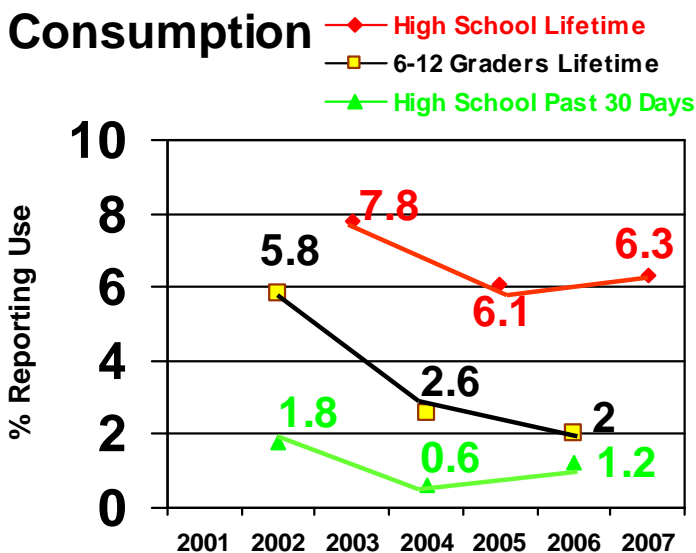


Change


<u>Consumption</u>	<u>Rank</u>	<u>Rising Stable Falling</u>
<u>% Reporting Use</u>	<u>% Brw FL USA</u>	<u>Two-Year Trend</u>
<i>Broward High School Students</i>		
<i>Any Lifetime Use (2007)²</i>	6.3 % #2 #1 #3	Rising 5 %
<i>Broward Middle & High School Students</i>		
<i>Any Lifetime Use (2006)³ FYSAS</i>	2.0 % #2 #1	Falling 23 %
<i>Broward High School Students</i>		
<i>Use Past 30 Days (2006)³ FYSAS</i>	1.2 % #2 #1	Rising 100 %

<u>Consequences</u>	<u>#</u>	<u>Rank*</u>	<u>Two-Year Trend</u>
Emergency Dept Reports 2007	112	#6	Not Comparable
Crime Lab Cases 2007	270	#5	Rising 374 %


* Rank among 7 drugs (Excluding Alcohol)



Methamphetamine



**Broward Barometer of
Drug Abuse Indicators
Summer 2008**



Intensity

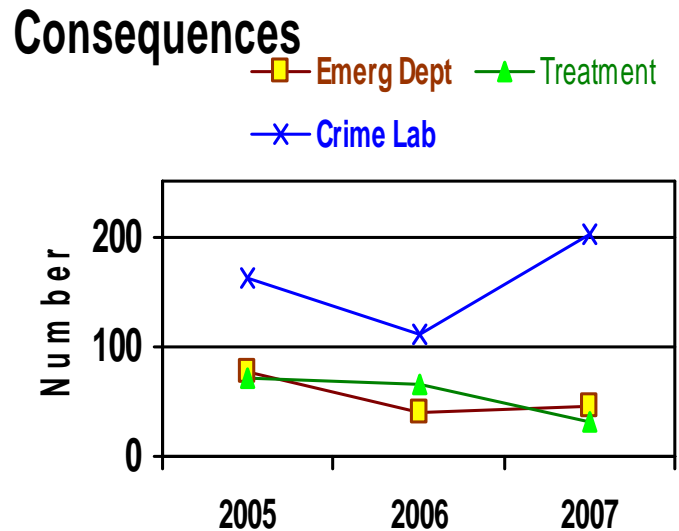
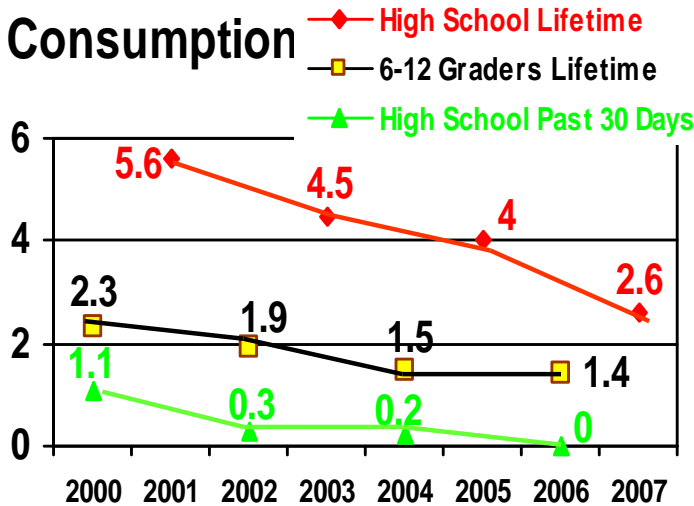


Change

<u>Consumption</u>	<u>Rank</u>	Rising	Stable	Falling
<u>% Reporting Use</u>	<u>%</u>	<u>Brw</u>	<u>FL</u>	<u>USA</u>
		<u>Two-Year Trend</u>		
<i>Broward High School Students</i>				
<i>Any Lifetime Use (2007)²</i>	2.6 %	# 3	# 2	# 1
<i>Broward Middle & High School Students</i>				
<i>Any Lifetime Use (2006)³ FYSAS</i>	1.4 %	# 2	# 1	
<i>Broward High School Students</i>				
<i>Use Past 30 Days (2006)³ FYSAS</i>	0 %	# 2	# 1	

<u>Consequences</u>	<u>#</u>	<u>Rank*</u>	<u>Two-Year Trend</u>
Emergency Dept Reports 2007	45	# 7	Not Comparable
Treatment Admits 1h'07x2	30	# 6	Not Comparable
Crime Lab Cases 2007	201	# 6	Rising 23 %

* Rank among 7 drugs
(Excluding Alcohol)



Broward Barometer Data Sources

Summer 2008



Consumption

1. **Data on the prevalence of substance use by Broward County residents aged 12 and above** are from the National Survey on Drug Use and Health (NSDUH) Substate Data for 2004-06 by the Office of Applied Studies at the Substance Abuse and Mental Health Services Administration of the US Department of Health and Human Services.
2. **Data on the prevalence of substance use by high school students** nationally, across the State of Florida, and from Broward County, are from the Centers for Disease Control and Prevention (CDC&P) Youth Risk Behavior Surveillance Survey for 2007 (YRBSS).
3. **Data on the prevalence of substance use by middle and high school students** in Florida and Broward County are from the 2006 Florida Youth Substance Abuse Survey (FYSAS) by the Florida Department of Children and Families.

Consequences

4. **Drug-related mortality data** were provided by the Florida Department of Law Enforcement (FDLE) Medical Examiners Commission's *2007 Report of Drugs Identified in Deceased Persons between January and December 2007*.
5. **Emergency Department (ED) data** were derived for Broward County from the Drug Abuse Warning Network (DAWN), Substance Abuse and Mental Health Services Administration (SAMHSA). The data represent drug reports involved in drug-related visits for illicit drugs (derived from the category of "major substances of abuse," excluding alcohol) and the nonmedical use of selected prescription drugs (derived from the category of "other substances"). Drug reports exceed the number of ED visits because a patient may report use of multiple drugs (up to six drugs plus alcohol). Unweighted Broward County ED data for 2007 are from the DAWN *Live!* restricted-access online query system. Eligible hospitals in the Ft. Lauderdale Division only (that includes Broward and Palm Beach Counties) totaled 27; there were 22 hospitals in the DAWN sample, and the number of emergency departments in the sample also totaled 22. During 2007, between six and nine EDs reported data each month. DAWN *Live!* exhibits in this report for Broward County reflect cases that were received by DAWN as of May 16, 2008. Based on the DAWN *Live!* reviews, cases may be corrected or deleted; thus, the unweighted data presented in this paper are subject to change. Data derived from DAWN *Live!* represent drug reports in drug-related ED visits. The DAWN *Live!* data are unweighted and, thus, are not estimates for the reporting area. DAWN *Live!* data cannot be compared to DAWN data from 2002 and before, nor can preliminary data be used for comparison with future data. Only weighted DAWN data released by SAMHSA can be used for trend analysis. A full description of the DAWN system can be found on the DAWN Web site <<http://dawninfo.samhsa.gov>>.
6. **Drug treatment data** for the first half of 2007 were provided by the Broward Addiction Recovery Centers (BARC) of the Broward County Department of Human Services and are from adult programs (age 18 years and older) operated by BARC in Broward County. Data are not comparable with previous years because of varying samples.
7. **Crime lab drug analyses data** are from the Broward Sheriff's Office (BSO) Crime Lab from January through December 2007.

*For inquiries regarding this report, please contact James N. Hall,
Center for the Study and Prevention of Substance Abuse, c/o Up Front, Inc.,
13287 SW 124 Street, Miami, FL 33186 , Phone: (786) 242-8222, E-mail: upfrontin@aol.com
Visit: www.drugabusebroward.org.*