



Broward Regional Health Planning Council 2009 Broward County Health Plan

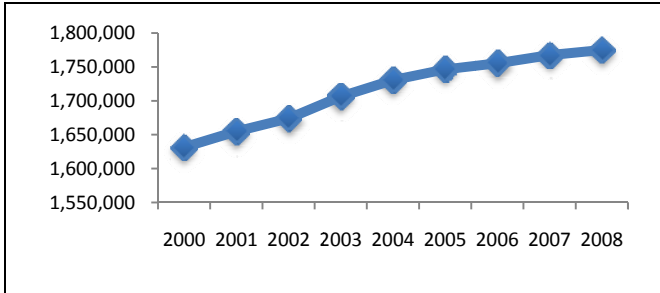
BROWARD COUNTY QUICK FACTS

November 2009

POPULATION DEMOGRAPHICS

Size. Broward County is the Nation's sixteenth largest county whose population has increased steadily overtime.

Broward County Population Size, 2000-2008



Source: www.FloridaCharts.com

Race/Ethnicity. Broward County's racial and ethnic diversity is rapidly increasing. Broward's diversity elevated from the sixteenth (1990) to the third (2009) most racially diverse Florida County. Broward is a "minority-majority" county, with white alone (839,245) representing less than 50 percent of Not Hispanic or Latino population (47.7%).

2008 Broward Population By Race/Ethnicity

Race	#	%
White	1,159,242	67.9%
Black/African American	433,018	25.4%
American Indian & Alaska Native	3,299	0.2%
Asian	52,511	3.1%
Native Hawaiian & Other Pacific Islander	394	0.0%
Reported ≥2 races	43,395	2.5%
Ethnicity		
Hispanic/Latino	420,293	24.0%
Not Hispanic or Latino	1,330,941	76.0%

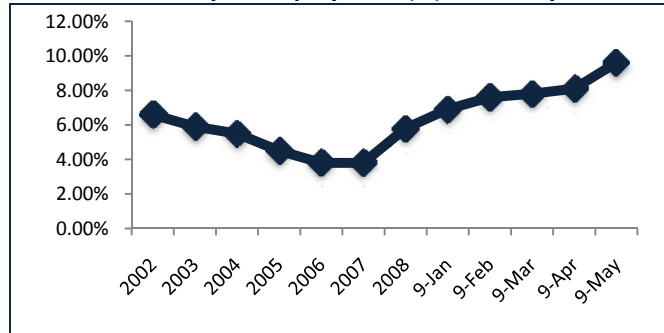
Source: U.S. Census Bureau, 2008 American Community Survey

UNEMPLOYMENT

Since late 2007, unemployment has become a national concern, with millions of Americans suffering the consequences of the growing unemployment rate. Broward has been significantly impacted by unemployment (8.8% in May 2009). As depicted in the Figure, the

unemployment rate has increased dramatically in 2008 and 2009 when compared with previous years, reflecting the current economic crisis.

Broward Monthly Unemployment (%) 2002-May 2009



Source: US Bureau of Labor Statistics and Florida Agency for Workforce Innovation, Bureau of Labor Market Information. Prepared by South Florida Regional Planning Council.

POVERTY

More than 11 percent of Broward's residents live in poverty, with more than 15 percent of people under the age of 18 living in poverty. The challenges poverty imposes on individuals and families are numerous. The 2008 CCB Quality of Life Survey results show 8.2 percent of Broward residents reported cost prevented a child's doctor visit in the past year, with 11.7 percent of residents reported not obtaining a needed medication in the past year due to cost.

2008 Percentage Whose Income* is Below Poverty Level

All families	8.3%
With related children under 18 years	11.5%
With related children under 5 years only	11.7%
All people	11.9%
Under 18 years	15.2%
18 years and over	10.8%
18 to 64 years	10.4%
65 years and over	12.8%

Source: U.S. Census Bureau, 2007 American Community Survey

*Income in the past 12 months

PUBLIC ASSISTANCE

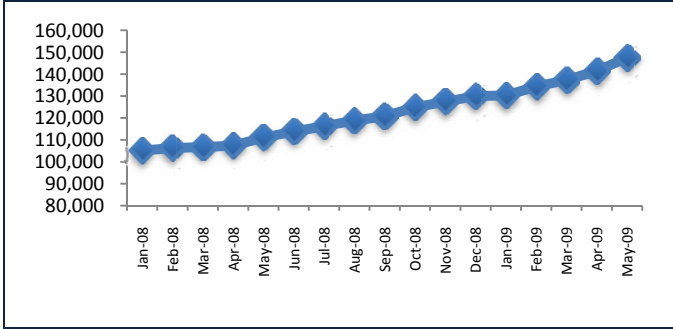
Public assistance is an indicator related to the number of individuals living in poverty. In Broward, there has been a steady increase in the number of Food Stamps clients from January 2008 through May 2009. In addition, the food



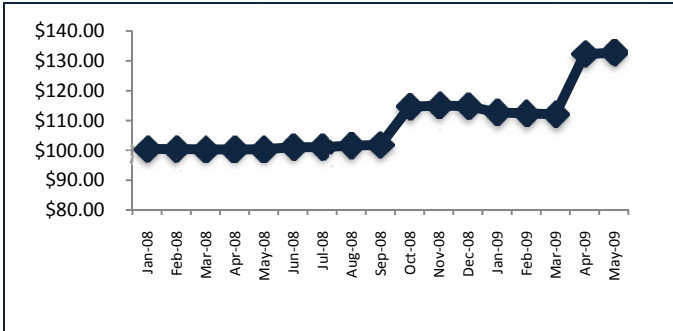
Broward Regional Health Planning Council 2009 Broward County Health Plan

stamp dollars per client monthly average has increased since January 2008.

1/08-5/09 Broward Food Stamp Clients Per Month



1/08-5/09 Food Stamp Dollars Per Client Monthly Average



Source: Broward & State of Florida Public Assistance Caseload Report – Food Stamps, Florida Department of Children and Families; Prepared by: South Florida Regional Planning Council

HEALTH INSURANCE

In 2008, the U.S. Census Bureau estimates 21.8 percent of Broward were uninsured, which is greater than 20.8 percent of Floridians and 15.1% of U.S. residents. When compared to Florida and the U.S, Broward had a higher rate of uninsured children less than 18 years of age, residents ages 18-64 and residents 65 years of age and older. A recent USA Families report (“The Clock is Ticking: More Americans Losing Health Coverage”) estimated 3,560 persons in Florida could lose health coverage each week from 2008 to 2010.

Civilian Non-Institutionalized Population Uninsured, 2008

	Broward		Florida	U.S.
	#	%	%	%
Total	404,206	21.8%	20.83%	15.1%
< 18	72,538	17.88%	17.54%	9.93%
18-64	293,856	27.41%	27.42%	19.85%
≥ 65	10,137	4.07%	1.94%	1.41%

Source: 2008 American Community Survey

EDUCATION

Broward County Public Schools is the nation's sixth largest public school system and the largest fully accredited district with over 250,000 students in 286 schools and education centers. The total enrollment (pre-kindergarten to grade 12) for the 2008/2009 school year, as of September 18, 2008, is 255,738. Enrollment dropped 3,167 students from 2007/08, the fourth consecutive year Broward Public Schools experienced a decrease in enrollment. In addition, the following table depicts educational attainment for the population 25 years of age and older. Broward has a higher percentage of attainment for both a “high school degree or higher” and “a bachelor’s degree or higher” than Florida.

Educational Attainment (ages > 25), 2008

	Broward	Florida
% HS graduate or higher	82.0%	79.9%
% Bachelor's degree or higher	24.5%	22.3%

Source: Office of Economic and Demographic Research, <http://edr.state.fl.us/county%20profiles/broward.pdf>

HOMELESSNESS

Homelessness among Broward residents has grown significantly, contributed to by insufficient affordable rentals, increases in the cost of living and a sharp increase in foreclosures. The Florida Department of Children and Families (DCF) Office on Homeless estimates in 2007, 5,218 Broward residents were homeless, an increase of 128.3 percent since 2005. The Florida DCF December 2006 Census of the homeless population found almost 88,000 Floridians were homeless on any given day.

Broward Regional Health Planning Council, Inc. is a non-profit organization committed to delivering health and human service innovations at a national, state and local level through planning, development, implementation, evaluation and organizational capacity building. For additional information, please visit www.BRHPC.org.

The entire **Broward County Health Plan** available online (www.BRHPC.org) or hard copy upon request.